




FORBES & WALKER TEA BROKERS PVT LTD

WEEKLY TEA MARKET REPORT

SALE NO

22

04TH/05TH
JUNE 2024



Overall Market

	QTY (M/KGS)	DEMAND
Ex-Estate	0.88	Fair
High & Medium	0.89	Fair
Leafy	1.04	Less
Semi-Leafy	0.67	Fair
Tippy/Small Leaf	1.06	Good
Premium Flowery	0.06	Good
Off Grade	1.14	Good
Dust	0.48	Less
Total	6.22	Fair general

ORDER OF SALE

SALE NO : 22

04TH/05TH JUNE 2024

EX-ESTATE

Eastern Brokers Ltd
 Mercantile Produce Brokers (Pvt) Ltd
Forbes & Walker Tea Brokers (Pvt) Ltd
 Asia Siyaka Commodities PLC
 Lanka Commodity Brokers (Pvt) Ltd
 Ceylon Tea Brokers PLC
 Bartleet Produce Marketing (Pvt) Ltd
 John Keells PLC

LG LARGE LEAF LG SMALL LEAF/BOPI/ PREMIUM

Forbes & Walker Tea Brokers (Pvt) Ltd
 John Keells PLC
 Eastern Brokers Ltd
 Lanka Commodity Brokers (Pvt) Ltd
 Ceylon Tea Brokers PLC
 Asia Siyaka Commodities PLC
 Bartleet Produce Marketing (Pvt) Ltd
 Mercantile Produce Brokers (Pvt) Ltd

HIGH & MEDIUM/OFFGRADE /DUST

Eastern Brokers Ltd
 John Keells PLC
 Ceylon Tea Brokers PLC
 Bartleet Produce Marketing (Pvt) Ltd
 Asia Siyaka Commodities PLC
 Lanka Commodity Brokers (Pvt) Ltd
 Mercantile Produce Brokers (Pvt) Ltd
Forbes & Walker Tea Brokers (Pvt) Ltd

AUCTION DETAILS

AT THIS WEEK'S SALE 11,760 LOTS TOTALLING 6,220,049 KGS WERE ON OFFER. THE BREAKDOWN IS AS FOLLOWS:

	LOTS	QUANTITY
Ex Estate	833	882,800
Main Sale - High & Medium	1,837	887,766
Low Grown - Leafy	2,307	1,039,170
Low Grown - Semi Leafy	1,534	667,991
Low Grown - Tippy	2,097	1,058,752
Premium Flowery	343	57,998
Off Grades	2,288	1,141,952
Dust	521	483,620
Total	11,760	6,220,049
Re - Prints	515	241,269

SETTLEMENT DATES

07/06/2024 11/06/2024 12/06/2024

10% Payment Buyers Prompt Sellers Prompt

Quality

High & Mid Grown were reasonably maintained, whilst the Low Grown were similar to last.

COMMENTS

Overall auction offerings increased this week and totalled 6.2 M/Kgs from 5.8 M/Kgs the previous week. There was less demand and an irregular trend in prices.

Ex-Estate offerings too recorded an increase over last and totalled 0.88 M/Kgs. There was improved activity for the better teas and less demand for the others.

Best Western BOP/BOPF's appreciated by Rs. 50 per kg and more, whilst the others were irregular and often easier. In the Below Best category, a selection of coloury BOP/BOPF's sold around last week's levels, whilst the others declined and were often up to Rs. 50 per kg lower. At the lower end, clean leaf BOP's were firm, whilst the others declined by up to Rs. 50 per kg. Corresponding BOPF's, clean leaf sorts were firm and Rs. 20 per kg easier, whilst the others declined further. Nuwara Eliya had hardly any offerings of BOP/BOPF's. Uda Pussellawa BOP's were barely steady, whilst the corresponding BOPF's were up to Rs. 50 per kg lower. Uva BOP's declined by up to Rs. 100 per kg and more, whilst the corresponding BOPF's were firm and up to Rs. 50 per kg lower.

High & Mid Grown CTC teas - BP1's were irregular. PF1's -Better sorts were Rs. 50 per kg easier, whilst the others were irregular and barely steady. Corresponding Low Grown types - BP1's were substantially easier, whilst the PF1's declined by Rs. 50 per kg on average.

Low Grown comprised of 2.8 M/Kgs. The Semi-Leafy category met with fair demand, whilst the Tippy category met with good demand. However, the Leafy category met with less demand.

In the Leafy and Semi-Leafy catalogues, well-made BOP1's were firm to marginally easier, whilst the balance declined. Select Best OP1's were substantially lower, whilst the Best and Below Best were firm. Teas at the bottom declined. OP/OPA's, in general, were lower. PEK's together with the well-made PEK1's were firm, whilst the balance were easier.

In the Tippy catalogues, FBOP's in general were firm, whilst the well-made FF1's together with the clean leaf Below Best and clean leaf teas at the bottom appreciated. Balance were easier following quality.

In the Premium catalogues, Very Tippy teas were firm, whilst the Best and Below Best too followed a similar trend. Balance were easier following quality. Well-made FF1's together with the Below Best and clean leaf teas at the bottom appreciated, whilst the balance were easier following quality.

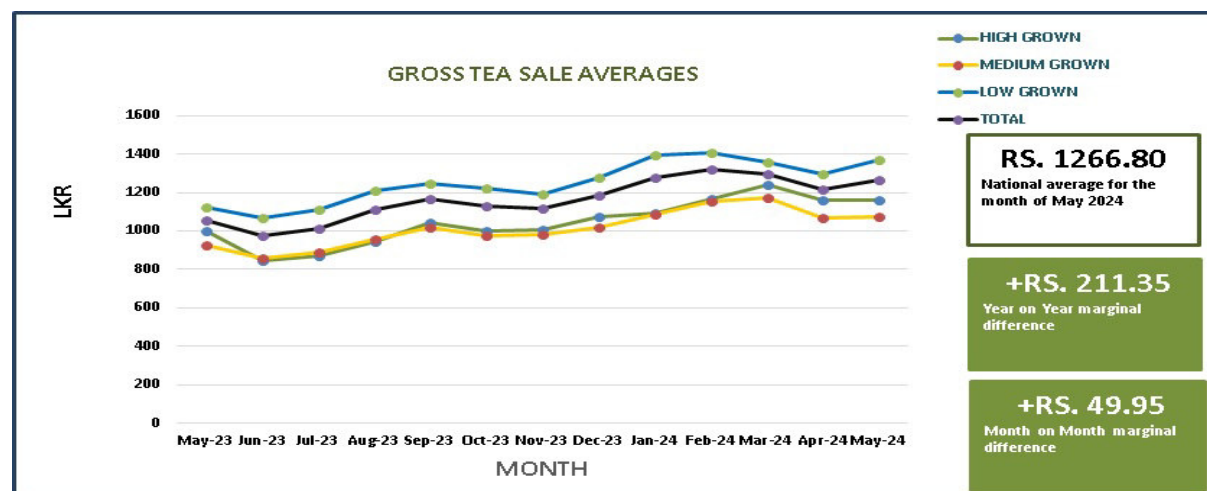
HALGOLLA ESTATE

An emerging global icon for conservation and sustainability

Kelani Valley Plantations PLC showcased Halgolla Estate achieving global recognition for sustainable agri best practices – a triple crown of world firsts. More details in our publication next week.

We congratulate the management and staff of Kelani Valley Plantations and Halgolla Estate on these landmark achievements.

NATIONAL TEA SALES AVERAGES (MAY 2024)



Key Highlights:

- * Total Elevation Average increased by Rs. 49.95 in comparison to the previous month
- * Cumulative variance recorded a negative Rs. 13.13 and positive USD 0.34 against January-May 2023
- * All Elevations recorded positive variances both in LKR and USD terms against April 2024.
- * Cumulatively, High & Mid Grown show a negative variance, whilst the Low Grown show a positive variance in LKR terms. In USD terms, all elevations show a positive variance year-in-year.
- * National tea sales average for the month of May 2024 recorded Rs. 1,266.80 (USD 4.25), showing an increase of Rs. 49.95 and of USD 0.16 in comparison with the April 2024 average of Rs. 1,216.85 (USD 4.09).
- * In comparison to the May 2023 average of Rs. 1,055.45 (USD 3.43), shows a positive variance of Rs. 211.35 and an increase of USD 0.83 YOY.

Elevation-Wise Analysis - May 2024:

- * High Grown average for the month recorded an increase of Rs. 4.81 and USD 0.01 month on month, whilst a decrease of Rs. 83.38 and a positive variance of USD 0.10 is recorded YOY.
- * Medium Grown average for the month recorded a positive variance of Rs. 6.87 and USD 0.02 month on month. However, in comparison to the corresponding period last year, shows a decrease of Rs. 5.36 and an increase of USD 0.32 YOY.
- * Low Grown average for the month recorded an increase both in LKR & USD terms of Rs. 72.31 and USD 0.24 month on month, whilst the YOY average shows an increase of Rs. 18.35 and USD 0.47 in the corresponding period.
- * High & Mid Grown regions recorded negative variances during the period January-May 2024 in comparison to the corresponding period of 2023 in LKR terms, whilst all elevations record a positive variance in USD terms.
(Refer statistical details on Page No. 12)

In Sri Lankan Rupees								
	24-May	24-Apr	MOM Variance	23-May	YOY Variance	To date 2024	To date 2023	YOY Variance
High Grown	1,162.31	1,157.50	4.81	996.79	165.52	1,157.41	1,240.79	-83.38
Medium Grown	1,074.79	1,067.92	6.87	924.84	149.95	1,101.12	1,106.48	-5.36
Low Grown	1,367.80	1,295.49	72.31	1,120.52	247.28	1,363.55	1,345.20	18.35
Total	1,266.80	1,216.85	49.95	1,055.45	211.35	1,270.21	1,283.34	-13.13
In U.S. Dollars								
	24-May	24-Apr	MOM Variance	23-May	YOY Variance	To date 2024	To date 2023	YOY Variance
High Grown	3.90	3.89	0.01	3.24	0.67	3.79	3.68	0.10
Medium Grown	3.61	3.59	0.02	3.00	0.61	3.60	3.28	0.32
Low Grown	4.59	4.36	0.24	3.64	0.95	4.46	3.99	0.47
Total	4.25	4.09	0.16	3.43	0.83	4.15	3.81	0.34

Source - Sri Lanka Tea Board (For statistical purposes only)

CROP AND WEATHER

FOR THE PERIOD 28th May - 03rd June 2024

Western/Nuwara Eliya Regions



The Western & Nuwara Eliya regions reported showers throughout the week. The Department of Meteorology expects heavy showers in the Western Region in the week ahead.

Uva/Udapussellawa Regions



The Uva Region reported dull weather and showers, whilst the Udapussellawa Region reported showers throughout the week.

Low Grown



The Low Grown Region reported showers throughout the week. The Department of Meteorology expects heavy showers in the Low Grown Region in the week ahead.

Crop

The Western, Uva, Udapussellawa and the Low Grown regions reported a decrease in the crop intake, whilst the Nuwara Eliya Region maintained.



HIGH GROWN TEAS

■ Incline from last week
■ Decline from last week
■ Static Market

BOP

Best Western's - A few select invoices appreciated by up to Rs. 50-100 per kg, whilst the others were irregular following quality. In the Below Best category, select coloury invoices were firm, whilst the others declined by Rs. 50 per kg and more. Plainer clean leaf types were firm, whilst the others declined by up to Rs. 50 per kg. Nuwara Eliya's had hardly any offerings. Uda Pussellawa's were barely steady. Uva's declined by Rs. 100 per kg and more.

BOPF

Best Western's - A few select invoices were firm and Rs. 50 per kg dearer, whilst the others declined by Rs. 50 per kg and more following quality. In the Below Best category, a few select coloury invoices sold firm, whilst the others declined by up to Rs. 50 per kg and more. Plainer clean leaf sorts were firm and Rs. 20 per kg easier, whilst the others declined further. Nuwara Eliya's were irregular and easier. Uda Pussellawa's were Rs. 50 per kg lower. Uva's were firm and up to Rs. 50 per kg lower.

OP/OPA

Well-made OP/OPA's were firm to easier. Teas at the lower end firm to dearer.

PEKOE/PEKOE1

A limited selection of flavoury PEK's that were available were irregularly easier and mostly remained unsold. Orthodox Leafy PEK's were dearer by Rs. 50 per kg and more at times. PEK1's, in general, were easier by Rs. 50-100 per kg and more as the sale progressed. Few select Best Rotovane PEK's gained irregularly following special inquiry. Balance declined by Rs. 40 per kg and more others declined further.

FBOP/FBOPF1

A limited selection of well-made flavoury FBOP's were irregularly easier and mostly remained unsold. Well-made Orthodox Leafy FBOP/FF1's were dearer by Rs. 50-100 per kg, whilst teas at the lower end were irregularly dearer.

QUOTATIONS LKR

SALE DTE	BOP		BOPF		PEKOE/FBOP		OP	
	28/29 May	04/05 Jun	28/29 May	04/05 Jun	28/29 May	04/05 Jun	28/29 May	04/05 Jun
Best Westerns	1220-1420	1340 - 1550	1280-1380	1300 - 1480	1320-1750	1360 - 1900	940-1340	1020 - 1380
Below Best Westerns	1080-1180	1100 - 1260	1180-1220	1180 - 1260	980-1300	960 - 1340	810-920	860 - 1000
Plainer Westerns	980-1020	1000 -	1120-1160	1100 - 1160	740-960	760 - 940	720-800	740 - 840
Nuwara Eliyas	N/A	N/A	N/A	1260 -	940-1440	980 - 1600	730-1080	1080 -
Brighter UdaPussellawas	1000-1020	1020 -	1160-1220	1100 - 1160	1020-1700	1000 - 1750	940-1400	980 - 1320
Other UdaPussellawas	N/A	940 - 1000	1040-1140	1020 - 1080	720-1000	760 - 980	740-920	760 - 960
Best Uvas	1080-1200	980 - 1060	1160-1220	1100 - 1200	1120-1850	1160 - 2000	980-1340	1000 - 1340
Other Uvas	N/A	N/A	900-980	920 -	820-1100	820 - 1140	720-960	780 - 980

MEDIUM GROWN TEAS

■	Incline from last week
■	Decline from last week
■	Static Market

BOP	Large Leaf teas continued to sell well, whilst the others were irregular.
BOPF	Generally firm.
OP/OPA	OP/OPA's in general, firm to dearer Rs. 50 per kg.
PEKOE/PEKOE1	PEK's were dearer by Rs. 50 per kg and more at times. PEK1's, in general, were easier by Rs. 50-100 per kg and more as the sale progressed.
FBOP/FBOPF1	FBOP's, in general, were dearer by Rs. 50-100 per kg. Well-made FF1's were firm to dearer by Rs. 50 per kg, whilst the others were firm on last.

QUOTATIONS LKR SALE DTE	BOP		BOPF		PEKOE/FBOP		OP	
	28/29 May	04/05 Jun	28/29 May	04/05 Jun	28/29 May	04/05 Jun	28/29 May	04/05 Jun
Good Mediums	1050-1950	1100 - 1900	1140-1400	1160 - 1200	1320-2000	1340 - 2150	1060-1400	1100 - 1500
Other Mediums	750-1000	720 - 1080	750-1020	720 - 1080	760-1300	760 - 1320	740-1040	780 - 1080

UNORTHODOX / CTC TEAS

HIGH GROWN	BP1s - Hardly any offerings. PF1s - Best available were up to Rs. 50 per kg easier, whilst the other improved sorts gained by a similar margin.
MEDIUM GROWN	BP1s - Irregular. PF1s - Better sorts were Rs. 50 per kg easier, whilst the others were irregular.
LOW GROWN	BP1s - Substantially easier. PF1s - Rs. 50 per kg lower.

QUOTATIONS LKR SALE DTE	BP1		PF1	
	28/29 May	04/05 Jun	28/29 May	04/05 Jun
High Grown	N/A	1160 -	1060-1300	1160 - 1260
Medium Grown	1120	1140 -	1120-1300	1080 - 1260
Low Grown	1260-1280	N/A	1140-1280	1180 - 1300

OFF GRADES

■	Incline from last week
■	Decline from last week
■	Static Market

FGS1/FGS

Select Best varieties, in general, declined following quality, whilst the Below Best sorts were irregular. Teas at the bottom end of the market were easier by Rs. 20-60 per kg. Low Grown - Easier by Rs. 20 per kg. CTC's - High Grown varieties were easier by Rs. 20-30 per kg, whilst the balance were firm to dearer by Rs. 10-20 per kg.

BROKENS

Main Grade reducer varieties in the Best category were irregularly firm, whilst the balance were dearer by Rs. 20 per kg. Below Best together with the poorer varieties maintained.

BOP1A

Main Grade reducer varieties in the Best category were firm to dearer by Rs. 20 per kg, whilst the Below Best together with the poorer varieties were selectively dearer by Rs. 20-30 per kg.

QUOTATIONS LKR

SALE DTE	HIGH		MEDIUM		LOW	
	28/29 May	04/05 Jun	28/29 May	04/05 Jun	28/29 May	04/05 Jun
Better Fannings (Orthodox)	800-1300	800 - 1220	800-1220	800 - 1000	800-940	800 - - 940
Better Fannings (CTC)	920-1000	960 - 1000	770-1020	750 - 1160	750-1320	770 - 890
Other Fannings (Orthodox)	710-770	700 - 760	700-780	700 - 760	700-770	700 - - 780
Other Fannings (CTC)	N/A	N/A	720-740	730 - 750	710-740	710 - - 750
Good Brokens	780-1200	790 - 1280	770-1300	780 - 1260	770-1500	800 - 1440
Other Brokens	670-760	710 - 770	600-750	640 - 760	620-750	640 - 760
Better BOP1As	760-830	780 - 850	760-980	780 - 920	750-1420	800 - 1480
Other BOP1As	720-750	730 - 780	700-740	720 - 760	640-740	650 - 770

DUSTS

DUST1

Select Best Dust1's declined by Rs. 50-100 per kg. The Best Dust1's, where quality was maintained, were firm to easier by Rs. 20-30 per kg, whilst the others declined by Rs. 50-60 per kg. The Below Best varieties together with the poorer sorts declined by Rs. 40-60 per kg. Low Grown - Best varieties appreciated by Rs. 40-50 per kg. The Below Best varieties appreciated by Rs. 30-50 per kg, whilst the poorer sorts were firm. Best High & Medium Grown CTC's declined by Rs. 40-60 per kg, whilst the Below Best varieties together with the poorer sorts were firm to easier by Rs. 20-30 per kg. Best Low Grown varieties declined by Rs. 40-50 per kg. Below Best and poorer sorts were easier by Rs. 20-40 per kg.

DUST

Clean leaf secondaries were firm to easier by Rs. 20-40 per kg, whilst the poorer sorts followed a similar trend. Best Low Grown varieties appreciated by Rs. 40-60 per kg, whilst the poorer sorts gained by Rs. 20-30 per kg.

QUOTATIONS LKR

SALE DTE	HIGH		MEDIUM		LOW	
	28/29 May	04/05 Jun	28/29 May	04/05 Jun	28/29 May	04/05 Jun
Better Primary Dust (Orthodox)	1240-1850	1200 - 1550	1040-1240	1000 - 1180	900-1000	940 - 1100
Better Primary Dust (CTC) P. Dust	1120-1260	1060 - 1140	1040-1260	1000 - 1200	1180-1320	1120 - 1320
Below Best Primary Dust (Orthodox)	1050-1220	1000 - 1180	920-1020	920 - 980	810-900	820 - 920
Other Primary Dust (CTC) P. Dust	1020-1100	940 - 1040	700-1020	740 - 980	850-1100	850 - 1080
Other Primary Dust (Orthodox)	850-1020	790 - 980	690-900	700 - 900	700-800	730 - 800
Better Secondary Dust	1040-1180	1040 - 1200	820-900	800 - 880	900-1060	960 - 1180
Other Secondary Dust	710-1000	730 - 1020	700-800	710 - 800	660-880	700 - 940

LOW GROWN TEAS

■ Incline from last week
■ Decline from last week
■ Static Market

FBOP/FBOP1	FBOP's, in general, sold around last levels. FBOP1's, in general, were firm on last.
BOP	Well-made BOP's together with the clean leaf Below Best and the clean leaf teas at the bottom were firm to dearer, whilst the balance were easier following quality.
BOP1	Select Best and Best BOP1's were firm to easier, whilst the balance declined.
OP1	Select Best OP1's were substantially lower, whilst the Best and clean leaf Below Best sold around last levels. The balance declined.
OP	OP's, in general, were lower.
OPA	OPA's, in general, declined.
PEKOE	PEK's together with the well-made PEK1's were firm, whilst the balance were easier.
BOPF	BOPF's, in general, were firm.
FBOPE/FBOPF1	Very Tippy teas met with good demand and were firm. Best and Below Best too sold around last levels, whilst the balance were easier. However, the leafier varieties were irregular. Well-made FF1's together with the clean leaf Below Best and the clean leaf teas at the bottom appreciated, whilst the balance were easier following quality.

QUOTATIONS LKR SALE DTE	SELECT BEST		BEST		BELOW BEST		OTHERS	
	28/29 May	04/05 Jun	28/29 May	04/05 Jun	28/29 May	04/05 Jun	28/29 May	04/05 Jun
FBOP 1	1750-2200	1750 - 2200	1650-1750	1650 - 1750	1500-1550	1500 - 1550	1100-1150	1100 - 1150
FBOP	2300-2500	2400 - 2600	1850-1950	1850 - 1950	1600-1650	1650 - 1700	1150-1200	1150 - 1200
BOP 1	2600-3750	2350 - 3550	2000-2550	1950 - 2300	1360-1850	1300 - 1800	900-1340	900 - 1280
BOP	1800-1900	1800 - 1900	1550-1600	1550 - 1600	1250-1300	1250 - 1300	1000-1100	1000 - 1100
BOPF	1450-1700	1450 - 1750	950-1000	950 - 1050	800-850	850 - 900	750-800	750 - 800
FBOPF (TIPPY)/FBOPF SP	6000-7000	6000 - 7000	4500-5000	4500 - 5000	3000-3800	3000 - 3800	1250-1450	1250 - 1450
FBOPF 1	1900-2000	1900 - 2100	1600-1700	1650 - 1750	1350-1400	1350 - 1400	1000-1100	1000 - 1100
FBOPF	1800-2250	1800 - 2250	1550-1600	1550 - 1600	1300-1400	1350 - 1400	1000-1100	1000 - 1100
OP 1	3200-3900	2500 - 2950	2050-3150	2000 - 2450	1500-2000	1500 - 1950	800-1480	800 - 1480
OP	1600-2000	1550 - 1900	1480-1550	1440 - 1500	1300-1460	1260 - 1420	900-1280	900 - 1240
OPA	1500-2350	1440 - 2100	1340-1480	1320 - 1420	1200-1320	1200 - 1300	850-1180	850 - 1180
PEKOE	1440-2150	1480 - 2200	1300-1420	1300 - 1460	1000-1280	1000 - 1280	800-980	800 - 980
PEK 1	1500-2100	1480 - 2150	1380-1480	1360 - 1460	1100-1360	1100 - 1340	800-1080	800 - 1080

WESTERN MEDIUM			
Harangalla	BOP		1900
Hatale	BOPSp		1650
Doombagastalawa	BOPSp	@	1600
Kenilworth	BOPSp		1600
Craighead	BOPF/BOPFSp	@	1600
New Rothschild	BOP1		2050
Harangalla	BOP1	@	1950
Dartry Valley	BOP1	@	1950
Nayapane	BOP1		1950
Elpitiya	BOP1		1950
Dartry Valley	FBOP/FBOP1		2150
Dartry Valley	FBOPF/FBOPF1	@	1950
Ancoombra	FBOPF/FBOPF1		1950
Harangalla	FBOPF/FBOPF1		1950
Harangalla	OP/OPA		1500
Harangalla	OP1	@	1750
Erin Super	PEK/PEK1		1750
Meezan	PEK/PEK1		1750
Harangalla	PEK/PEK1	@	1700
WESTERN HIGH			
Great Western	BOP	@	1550
Wattegodde	BOP	@	1500
Bearwell	BOP	@	1460
Somerset	BOP	@	1460
Queensberry	BOPSp	@	1600
Dessford	BOPF/BOPFSp	@	1480
Gouravilla	BOPF/BOPFSp	@	1380
Great Western	BOPF/BOPFSp		1380
Torrington	BOP1	@	1750
Venture	BOP1		1750
Glenloch	FBOP/FBOP1	@	1900
Bambrakelly	FBOP/FBOP1		1900
Queensberry	FBOP/FBOP1	@	1750
Torrington	FBOP/FBOP1	@	1750
Weddemulla	FBOP/FBOP1		1750
Bambrakelly	FBOPF/FBOPF1	@	1750
Glenloch	FBOPF/FBOPF1	@	1700
Venture	OP/OPA		1380
Bambrakelly	OP/OPA	@	1340
Bambrakelly	OP1		1700
Frotoft Super	PEK/PEK1		1420
Bogahawatte	PEK/PEK1		1420
Torrington	PEK/PEK1	@	1400
NUWARA ELIYAS			
Mahagastotte	BOPF/BOPFSp	@	1260
Court Lodge	BOPF/BOPFSp	@	960
Lovers Leap	FBOP/FBOP1		1600
Court Lodge	FBOP/FBOP1	@	1440
Kenmare	OP/OPA		1080
Court Lodge	OP/OPA	@	960

NUWARA ELIYAS			
Court Lodge	PEK/PEK1	@	1260
UDAPUSSELLAWAS			
Luckyland	BOP		1020
Luckyland	BOPSp		1000
Luckyland	BOPF/BOPFSp		1160
Kirklees	BOPF/BOPFSp		1160
Liddesdale	BOPF/BOPFSp	@	1100
Highforest	BOPF/BOPFSp	@	1100
Mooloya	BOPF/BOPFSp		1100
Gampaha	BOP1		1460
Alma	FBOP/FBOP1		1750
Blairlomond	FBOPF/FBOPF1	@	1650
Gampaha	FBOPF/FBOPF1		1650
Delmar	FBOPF/FBOPF1	@	1500
Alma	OP/OPA		1320
Alma	OP1		1650
Delmar	OP1	@	1180
Alma	PEK/PEK1		1750
LOW GROWNS			
New Panilkanda	BOP		2050
Andaradeniya Super	BOPSp		1900
Pothotuwa	BOPF	@	2000
Suduwelipothahena Super	BOPFSp		1950
Sithaka	FBOP		3500
Hidellana	FBOP	@	2850
Kolonna Super	FBOP	@	2600
Ceciliyan	FBOP1		2450
Sithaka	FBOP1		2400
Gunawardena	FBOP1	@	2200
Co-Op Win	FBOPF		2400
Pothotuwa	FBOPF	@	2350
Pothotuwa	FBOPF1	@	2150
Makandura	FBOPF1		2150
Dellawa	FBOPF1	@	2100
Sithaka	FBOPF1		2100
Galatara	FBOPF1		2100
Pothotuwa	BOP1	@	3550
Sithaka	OP1		2950
Mulatiyana Hills	OP1		2950
Gunawardena	OP1		2900
Hidellana	OP1	@	2850
Lions	OP		1900
Miriswatta	OP		1900
Liyonta	OPA		2100
Lumbini	PEK		2200
Galatara	PEK1		2150
Rajjuruwatta Super	PEK1		2150
Mulatiyana Hills	PEK1		2050
Gunawardena	PEK1	@	2000

UVA MEDIUM			
Dickwella	BOP	@	1750
Halpewatta Uva	BOP		1750
Roseland Uva	BOP		1750
Sarnia Plaiderie	BOP	@	1650
Blossoms Uva Tea	BOPSP	@	1650
Demodera 'S'	BOPSP	@	1500
High Spring	BOPSP		1500
Dickwella	BOPF/BOPFSp	@	1800
Glen Alpin	BOP1		2050
Wewesse	BOP1		1850
Dickwella	BOP1	@	1800
Misty-Uva	BOP1	@	1800
Dickwella	FBOP/FBOP1		2000
Misty-Uva	FBOPF/FBOPF1	@	1800
Sarnia Plaiderie	FBOPF/FBOPF1		1800
Wewesse	OP/OPA		1340
Ury	OP/OPA		1340
Ury	OP1		2000
Misty-Uva	OP1	@	1900
Halpewatte Uva	PEK/PEK1		1700

UVA HIGH			
Glenanore	BOP		1550
Ranaya	BOPSp		1700
Spring Valley	BOPSp	@	1600
Uva Highlands	BOPF/BOPFSp		1340
Craig	BOP1		1850
Glenanore	BOP1	@	1750
Ellathota Uva	BOP1	@	1750
Uva Highlands	BOP1		1750
Mahadowa	BOP1		1750
Gonamotawa	FBOP/FBOP1	@	2000
Ellathota Uva	FBOP/FBOP1	@	1900
Ranaya	FBOP/FBOP1		1900

UVA HIGH			
Oodoowerre	FBOPF/FBOPF1		1800
Mount Uva	OP/OPA		1340
Ranaya	OP1		1800
Glenanore	OP1	@	1700
Ranaya	PEK/PEK1		1700

UNORTHODOX HIGH			
Dunsinane CTC	PF1		1260
Dunsinane CTC	BP1	@	1160
Dunsinane CTC	BPS		1120

UNORTHODOX MEDIUM			
New Peacock CTC	PF1		1260
Delta CTC	BP1		1140
Donside CTC	BPS		840

UNORTHODOX LOW			
Hingalgoda CTC	PF1		1300
Canora CTC	BP1	@	800
Ross Feld CTC	BP1		800

PREMIUM FLOWERY			
New Hopewell	FBOPFSp	@	6750
Andaradeniya	FBOPFExSp		6550
Purerich	FBOPFExSp1		7050
Kendalanda	FBOPFExSp1		7050
Muswenna	FBOPFExSp1	@	6900

DUSTS			
Great Western	DUST1	@	1550
Hingalgoda CTC	PD		1320

OFF GRADES			
Adisham	FGS/FGS1	@	1220
Wanarajah	FGS/FGS1		1220
Strathdon CTC	PFGS		1160
Garden	BM		1440
Gunawardena	BM	@	1400
Talgaswella	BM	@	1380
Suwishka	BP		1420
Bogoda	BOP1A		1480

@ - SOLD BY FORBES & WALKER TEA BROKERS (PVT) LTD. ** - ALL TIME RECORD PRICE. * - EQUAL ALL TIME RECORD PRICE

QUANTITY SOLD

DURING THE PERIOD 27TH MAY - 01ST JUNE 2024	WEEKLY (KGS)		TODATE (KGS)	
	2024	2023	2024	2023
PRIVATE SALES	128,450	115,703	2,455,150	2,211,730
PUBLIC AUCTION	5,183,167	4,990,272	98,602,948	99,103,792
FORWARD CONTRACTS	43,240	56,700	693,460	1,306,628
DIRECT SALES	NIL	NIL	NIL	NIL
TOTAL	5,354,857	5,162,675	101,751,558	102,622,150
BMF EXCLUDED FROM PRIVATE SALE	7,248	16,340	991,842	988,730

(QUANTITY SOLD AND THE AVERAGE PRICE PER AUCTION)

	Quantity (M/kgs)			AVG Price (LKR)			Avg Price (USD)		
	2024	2023	2022	2024	2023	2022	2024	2023	2022
21ST MAY 2024	5.74	5.79	5.43	1284.42	980.70	1239.57	4.36	3.28	3.50
29TH MAY 2024	5.18	4.99	6.02	1267.26	953.16	1236.22	4.27	3.28	3.48

Source: Central Bank of Sri Lanka / Buying Rates

RATES OF EXCHANGE

SRI LANKA RUPEE APPROX PER UNIT OF CURRENCY

YEAR	2024	2023	2022
USD	297.14	284.84	356.09
STG.PD	379.41	353.39	443.17
EURO	322.62	303.90	378.53
YEN	1.89	2.03	2.67

Source: Central Bank of Sri Lanka / Buying Rates

PUBLIC AUCTION/GROSS SALES AVERAGE

SALE NO 21 28TH/29TH MAY 2024	WEEKLY(LKR)			TODATE (LKR)			WEEKLY(USD)			TODATE(USD)		
	2024	2023	2022	2024	2023	2022	2024	2023	2022	2024	2023	2022
Uva High Grown	1098.43	807.78	940.50	1118.00	1108.56	888.31	3.70	2.78	2.64	3.66	3.29	3.34
Western High Grown	1173.73	882.81	991.58	1201.05	1303.08	887.70	3.95	3.04	2.79	3.93	3.86	3.33
CTC High Grown	1114.92	822.08	808.83	1128.62	1151.23	745.28	3.76	2.83	2.27	3.69	3.41	2.80
High Grown (Summary)	1145.15	858.46	973.89	1175.35	1246.07	887.89	3.86	2.95	2.74	3.84	3.69	3.33
Uva Medium Grown	1128.19	832.04	1069.27	1156.88	1105.84	943.25	3.80	2.86	3.01	3.78	3.28	3.54
Western Medium Grown	1026.81	818.32	956.89	1091.45	1090.46	810.02	3.46	2.82	2.69	3.57	3.23	3.04
CTC Medium Grown	959.90	799.75	763.72	972.32	1046.52	664.37	3.23	2.75	2.15	3.18	3.10	2.49
Medium Grown (Summary)	1066.44	822.77	988.91	1112.82	1095.30	851.05	3.59	2.83	2.78	3.64	3.25	3.20
Orthodox Low Grown	1388.04	1049.10	1446.70	1405.07	1378.91	1107.85	4.68	3.61	4.07	4.59	4.09	4.16
CTC Low Grown	961.50	857.65	1067.00	1031.88	998.61	710.21	3.24	2.95	3.00	3.37	2.96	2.67
Low Grown(Summary)	1364.18	1036.95	1424.05	1379.58	1357.63	1079.85	4.60	3.57	4.00	4.51	4.02	4.05
Total	1267.26	953.16	1236.22	1290.95	1292.19	1000.44	4.27	3.28	3.48	4.22	3.83	3.76

Source: Oanda Exchange Rates

Source: MSL - Averages

PUBLIC AUCTION/GROSS SALES AVERAGE FOR THE MONTH OF MAY 2024

	MONTH(LKR)			TODATE (LKR)			MONTH(USD)			TODATE(USD)		
	2024	2023	2022	2024	2023	2022	2024	2023	2022	2024	2023	2022
Uva High Grown	1126.17	935.56	1051.44	1119.20	1117.78	879.64	3.78	3.04	2.95	3.66	3.32	3.29
Western High Grown	1206.00	1028.18	1079.42	1208.57	1312.77	891.90	4.05	3.34	3.03	3.95	3.90	3.33
CTC High Grown	1124.33	922.71	935.81	1129.39	1153.33	746.64	3.77	3.00	2.62	3.69	3.42	2.79
High Grown (Summary)	1162.31	996.79	1053.07	1157.41	1240.79	871.68	3.90	3.24	2.95	3.79	3.68	3.26
Uva Medium Grown	1144.52	938.67	1201.60	1149.84	1097.56	924.19	3.84	3.05	3.37	3.76	3.26	3.45
Western Medium Grown	1043.92	904.71	1054.47	1093.69	1089.75	809.26	3.50	2.94	2.96	3.58	3.24	3.02
CTC Medium Grown	975.88	857.69	845.04	968.09	1037.65	661.30	3.28	2.78	2.37	3.17	3.08	2.47
Medium Grown (Summary)	1074.79	924.84	1099.22	1101.12	1106.48	843.16	3.61	3.00	3.08	3.60	3.28	3.15
Orthodox Low Grown	1412.74	1141.24	1548.24	1408.07	1381.03	1108.67	4.74	3.71	4.34	4.61	4.10	4.14
CTC Low Grown	1005.82	912.70	1045.33	1032.43	999.73	704.12	3.38	2.96	2.93	3.38	2.97	2.63
Low Grown(Summary)	1367.80	1120.52	1506.71	1363.55	1345.20	1071.16	4.59	3.64	4.22	4.46	3.99	4.00
Total	1266.80	1055.45	1324.95	1270.21	1283.34	987.00	4.25	3.43	3.71	4.15	3.81	3.69

Source: Oanda Exchange Rates

Source: MSL - Averages

WORLD TEA PRODUCTION (M/KGS)

				TODATE			DIFFERENCE +/-	
	2022	2023	2024	2022	2023	2024	2022 vs 2023	2023 vs 2024
	Apr							
Sri Lanka	23.2	25.2	21.5	86.6	84.7	79.7	-1.9	-5
North India	71.2	63.1	62	125.2	132.1	111.2	6.9	-20.9
South India	20.6	18.5	12.5	67.7	59.3	61.5	-8.4	2.2

				TODATE			DIFFERENCE +/-	
	2022	2023	2024	2022	2023	2024	2022 vs 2023	2023 vs 2024
Mar								
Bangladesh	1.6	2	1.5	2.1	2.5	1.7	0.4	-0.8
Malawi	7.1	6.5	7.3	26	19.1	20.8	-6.9	1.7

				TODATE			DIFFERENCE +/-	
	2022	2023	2024	2022	2023	2024	2022 vs 2023	2023 vs 2024
	Feb							
Kenya	40.9	32.7	55.4	89.8	87.6	114.4	-2.2	26.8

DETAILS OF AWAITING SALE

SALE NO : 23

Scheduled for 11TH/12TH JUNE 2024

	LOTS	QUANTITY
ExEstate	787	825,674
High & Medium	1,641	761,337
Leafy	2,053	860,859
Semi Leafy	1,300	545,642
Tippy	1,725	839,650
Premium Flowery	308	49,311
OffGrades	1,916	971,753
Dust	506	467,912
Total	10,236	5,322,138
RePrint	862	425,449

18/06/2024

Buyers Prompt

19/06/2024

Sellers Prompt

This sale last year
Sale No. 23 | 13TH/14TH JUNE 2023

Lots :12,244
Re-print Lots :1,593
Quantity :6,965,794 kgs
Re-print Quantity :877,589 kgs

LOW GROWN CATALOGUES

Violations Excluded

18/06/2024

LEAFY

Closed

SEMI-LEAFY

Closed

TIPPY

Closed

OTHER MAIN SALE CATALOGUES

18/06/2024

HIGH & MEDIUM

Closed

PREMIUM FLOWERY

Closed

OFF GRADES

Closed

NO .OF PKGS

142,868

CTC

9,135 Pkgs - 495,785 kgs

ORDER OF SALE

Ex-Estate

LG Large Leaf//Semi Leafy/LG
Small Leaf/BOP1A/ Premium

High & Medium/Off
Grade /Dust

MB

JK

JK

FW

LC

CTB

AS

CTB

BC

LC

EB

AS

CTB

AS

LC

BC

BC

MB

JK

MB

FW

EB

FW

EB

Approx Selling time of
F&W Catalogues

11TH

JUNE 2024

2.30pm

Low Grown - Semi Leafy Teas

2.30pm

Main Sale - High & Medium

4.00pm

Low Grown - Tippy Teas

5.00pm

Low Grown - Leafy Teas

5.30pm

Premium Flowery

12TH

JUNE 2024

8.30am

BOP1A

9.00am

Ex-estate

10.30am

Off Grades

1.30pm

Dust

BC - Bartleet Produce Marketing (Pvt) Ltd FW - Forbes & Walker Tea Brokers (Pvt) Ltd

LC - Lanka Commodity Brokers (Pvt) Ltd AS - Asia Siyaka Commodities PLC

EB - Eastern Brokers Ltd JK - John Keells PLC

CTB - Ceylon Tea Brokers PLC MB - Mercantile Produce Brokers (Pvt)Ltd

DETAILS OF AWAITING SALE

SALE NO : 24
Scheduled for 18TH/19TH JUNE 2024

	LOTS	QUANTITY
ExEstate	792	839,816
High & Medium	1,777	822,548
Leafy	2,235	940,446
Semi Leafy	1,448	617,981
Tippy	1,950	940,097
Premium Flowery	363	59,050
OffGrades	2,196	1,122,266
Dust	580	533,148
Total	11,341	5,875,352
RePrint	681	331,212

25/06/2024

Buyers Prompt

26/06/2024

Sellers Prompt

This sale last year
Sale No. 24 | 20TH/21ST JUNE 2023

Lots	:11,354
Re-print Lots	:886
Quantity	:6,434,888 kgs
Re-print Quantity	:486,073 kgs

LOW GROWN CATALOGUES

Violations Excluded

31/05/2024

LEAFY	SEMI-LEAFY	TIPPY
Closed	Closed	Closed

OTHER MAIN SALE CATALOGUES

31/05/2024

HIGH & MEDIUM	PREMIUM FLOWERY	OFF GRADES
Closed	Closed	Closed

NO .OF PKGS

159,316

CTC

9,695 Pkgs - 526,259 kgs

CATALOGUE CLOSURE DETAILS

18/19

JUNE 2024

Sale No. 24

The Ex-Estate catalogue closed on 31st May 2024, excluding violations. The Main Sale catalogues too closed on 31st May 2024, excluding violations.

25/26

JUNE 2024

Sale No. 25

The Ex-Estate and Main Sale catalogues are scheduled to close on 06th June 2024.

02/03

JULY 2024

Sale No. 26

The Ex-Estate and Main Sale catalogues are scheduled to close on 13th June 2024.

TEA MARKETS AROUND THE WORLD

MOMBASA AUCTION

SALE OF - 03RD/04TH JUNE 2024 (SALE NO. 23)

Fairly good general demand prevailed for the 268,460 packages (17,967,428.00 kilos) on offer; 45.82% remained unsold.

MARKETS

Pakistan Packers lent useful support but at lower levels while Afghanistan, Bazaar, Yemen and other Middle Eastern countries maintained interest. Egyptian Packers showed good enquiry but at lower levels with UK active but selective. Kazakhstan and other CIS states lent more support while Russia, Sudan and South Sudan maintained enquiry. Iran were absent while Local Packers reduced activity. Somalia continued active at the lower end of the market.

OFFERINGS

Leaf Grades - 158,040 packages (10,416,355.00 kilos) - 52.64% unsold.

Dust Grades - 79,280 packages (5,936,540.00 kilos) - 40.21% unsold.

Secondary Grades - 31,140 packages (1,614,533.00 kilos) - 25.50% unsold.

LEAF GRADES (M2)

BP1:

Best - Irregular interest and varied between firm to USC44 dearer with selected invoices appreciating by up to USC80 to easier by up to USC21 with a few lines losing USC76.

Brighter - Saw most teas steady with some lines shedding up to USC99 to sell at reserve price levels.

Mediums - KTDA mediums were neglected with a few select teas absorbed at last levels. Plantation mediums were firm to USC12 dearer with select invoices gaining up to USC75 but a few lines shed up to USC19.

Lower Medium - Were irregular varying between steady to USC20 dearer to USC19 below previous rates.

Plainer - Met improved competition at firm to USC40 dearer.

PF1:

Best - Were irregular ranging between steady to USC43 dearer to easier by up to USC40.

Brighter - Firm to USC13 above last levels.

Mediums - KTDA mediums held value for most lines with some teas irregular varying between USC10 dearer to easier by USC7. Plantation mediums ranged between firm to USC29 dearer to USC20 below previous prices.

Lower Medium - Saw some lines appreciating by up to USC8 while others lost up to USC14.

Plainer - Firm to dearer by up to USC26 to easier by up to USC17.

CTC QUOTATIONS	BP1 - USC	PF1 - USC
<i>Best</i>	255 - 362	278 - 384
<i>Good</i>	255 - 265	271 - 306
<i>Good Medium</i>	220 - 259	233 - 297
<i>Medium (KTDA)</i>	250	200 - 273
<i>Medium (Plantations)</i>	108 - 236	115 - 221
<i>Lower Medium</i>	092 - 156	090 - 230
<i>Plainer</i>	040 - 129	040 - 116

DUST GRADES (M1)

PDUST:

Best - Were irregular varying between firm to USC13 dearer with select teas gaining USC31 to easier by up to USC13.

Brighter - Ranged between steady to USC4 dearer to easier by a similar margin.

Mediums - KTDA mediums were firm at last levels while plantation mediums varied between USC10 dearer to easier by USC7.

Lower Medium - Irregular with some teas advancing by up to USC13 while others lost up to USC10.

Plainer - Varied between USC16 dearer to USC15 below previous prices.

DUST1:

Best - Irregular ranged between steady to USC12 dearer to easier by USC13 with selected lines shedding USC30.

Brighter - Firm to USC10 below last levels.

Mediums - KTDA mediums were steady to USC9 easier with plantation mediums irregular ranging between firm to USC8 dearer and select teas appreciated by USC32 to easier by USC4 and a few lines lost USC42.

Lower Medium - Firm to USC4 dearer to easier by up to USC8.

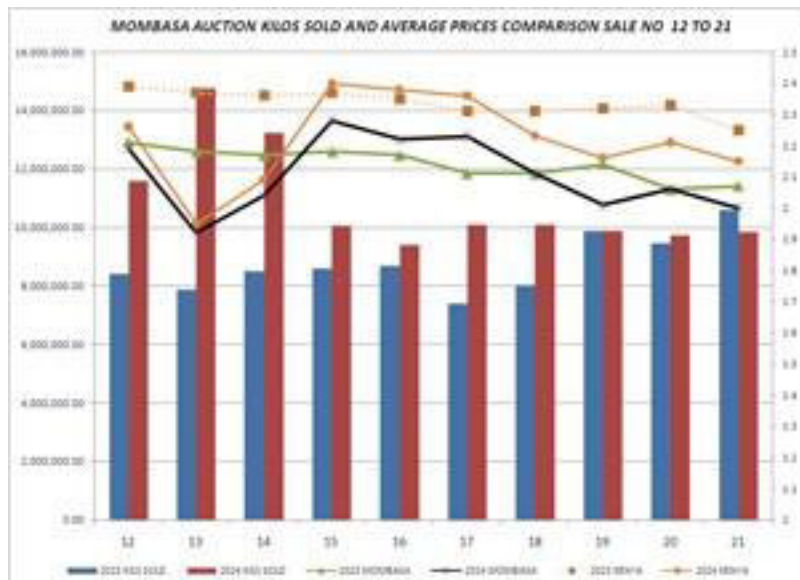
Plainer - Ranged between USC14 dearer to easier by USC8.

CTC QUOTATIONS	PDUST - USC	DUST1 - USC
<i>Best</i>	270 - 333	270 - 328
<i>Good</i>	270 - 278	270 - 282
<i>Good Medium</i>	270 - 276	270 - 291
<i>Medium (KTDA)</i>	200 - 260	245 - 260
<i>Medium (Plantations)</i>	124 - 192	127 - 244
<i>Lower Medium</i>	100 - 137	098 - 126
<i>Plainer</i>	050 - 134	050 - 128

SECONDARY GRADES (S1)

In the Secondary Catalogues, best BPs were firm with others tending dearer while PFs were easier. Clean well sorted coloury Fannings held value with similar DUSTs about steady. Other Fannings were irregular while DUSTs were well absorbed at firm to dearer levels. BMFs were well absorbed

SECONDARY QUOTATIONS (USC)	BP / BP2	PF / PF2	FNGS1 / FNGS	DUST / DUST2	BMF
<i>Best / Good</i>	167 - 240	148 - 210	068 - 222	044 - 265	068 - 070
<i>Good Medium / Medium</i>	-	-	125 - 134	125 - 222	-
<i>Lower Medium</i>	069 - 119	060 - 122	052 - 115	040 - 114	049 - 085
<i>Plainer</i>	044 - 091	042 - 084	040 - 087	040 - 107	038 - 065



Courtesy - Africa Tea Brokers Limited.

BANGLADESH AUCTION

SALE OF - 03RD JUNE 2024 (SALE NO. 6)

CTC LEAF : 23,332 packages of teas on offer continued to meet with a good demand.

BROKENS: Well made good liquoring Brokens met with a strong demand and were mostly dearer following competition. Medium varieties met with an improved demand at around last levels in line with quality whilst plainer sorts were again an easier market with some withdrawals. BLF teas met with more demand and were slightly dearer. Withdrawals were a little less.

FANNINGS: Well made good liquoring Fannings were a strong feature and were a dearer market following competition. Mediums and plainer types met with a little more demand but eased slightly with some withdrawals. BLF teas met with more demand and were slightly dearer. Withdrawals were a little less.

DUST: 6,795 packages of teas on offer met with a good demand. Good liquoring Dusts sold well at around last levels. Medium Dusts met with a fair demand and sold in line with quality with some withdrawals. Plain/BLF Dusts had less demand with fair withdrawals. Blenders lent good support whilst Loose tea buyers were fairly active.

COMMENTS: All improved Invoices met with a good competition and were mostly a dearer market. Other varieties continued to fetch around last levels following quality. Blenders continued to be active with a little more interest from the Loose tea buyers. Dusts sold well with less withdrawals than last.

Our Catalogue: (Sale 6) Avg : Tk 219.18 , Sold 81.66% , (Sale 5) Avg : Tk 215.60 , Sold 74.42 %.

QUOTATIONS	BROKENS	QUOTATIONS	FANNINGS
<i>Best</i>	2.09-2.35	<i>Best</i>	2.09-2.31
<i>Good</i>	1.92-2.00	<i>Good</i>	1.92-1.97
<i>Medium</i>	1.75-1.83	<i>Medium</i>	1.75-1.83
<i>Plain</i>	1.37-1.62	<i>Plain</i>	1.37-1.58
<i>BLF</i>	1.36-1.49	<i>BLF</i>	1.36-1.49

Courtesy - National Brokers Limited.

TEA MARKETS AROUND THE WORLD

COONOR AUCTION

30TH MAY 2024 (SALE NO. 22)

CTC LEAF

DEMAND:

Strong demand.

MARKET:

The total CTC leaf teas sold this week was 98.15% (599,180.73kgs) of the total offering of 610,450.31Kgs.

BEST:

Larger broken at the lower declined by Rs. 8 to 10, whilst the select best invoices sold firm. The medium broken grade sold dearer by Rs. 5 at the lower end whilst the top end, select invoices fetched dearer price following quality and competition. Smaller broken & fanning met with good demand and appreciated on quality and competition by Rs. 10 to 15 or more.

GOOD:

Improved strong demand was witnessed in this category. The larger broken at the lower end sold dearer by up to Rs. 10, the top end sold barely steady. Medium grade at the bottom end saw a price escalation by up to Rs. 15, top end sold dearer by Rs. 9. Smaller broken in this section, the lower end sold dearer by Rs. 15 to 16, whilst top end sold steady. Fanning saw a substantial increase in prices.

BETTER MEDIUM:

All sorts in this category sold dearer by Rs. 8 to 16, except for the fanning grade which saw an increment of Rs 6 to 7.

MEDIUM:

All sorts in this category sold dearer by Rs. 7 to 9.

PLAINER:

All sorts sold dearer by Rs. 5 to 9. The Major blender's absorption was at 54.99% of the total CTC leaf sold.

ORTHODOX LEAF

DEMAND: Good demand.

MARKET:

The high grown whole leaf & broken grades sold at fully firm prices. Fanning sold at steady prices. Other whole leaf grades sold firm to dearer on quality, broken grade appreciated on competition particularly at the lower end. Fanning too saw an increment in prices by Rs. 3 to 6.

CTC DUST

DEMAND:

Good improved demand.

MARKET:

CTC dust offer this week was at 222,273.56Kgs of which 213,927.07kgs were sold (96.24%).

BEST:

Bolder dust sold dearer by Rs. 2 to 6, RD, were firm whilst the finer dust saw a decline in prices.

GOOD:

The lower end of PD & RD fetched about Rs. 8 to 10 dearer whilst the top end remained firm to dearer. The finer dust in this category saw a price increase of Rs. 4 to 6.

BETTER MEDIUM:

PD grade sold Rs. 2 to 4 dearer; RD saw an increment of Rs. 3 to 10, especially at the top end. Finer grades sold Rs. 5 to 7 dearer.

MEDIUM:

PD sold Rs. 1 to 2 dearer, RD by Rs. 2 to 4, finer dust sold higher by Rs. 2 to 8.

PLAINER:

Bolder dust sold steady, RD sold dearer by Rs. 4. Finer dust sold Rs 3 to 8 higher.

ORTHODOX DUST

DEMAND:

Good selective demand.

MARKET:

High grown primary dust continues to sell at irregular and lower prices on select invoices following quality. Secondary teas sold firm to dearer. Other category primary dust declined following quality. Secondary grades sold firm to dearer.

Courtesy - J.Thomas & Co. Pvt. Ltd.,

TEA MARKETS AROUND THE WORLD

MALAWI AUCTION

05TH JUNE 2024 (SALE NO. 23)

Less and selective demand continued this week at generally firm to easier rates following quality for the 6680 packages on offer.
BP1 were neglected.
PF1 - Few selected invoices held firm on last, balance were taken out without bids.
PD were 2USC easier on last where sold.
D1 were firm on last.
PF1SC sold firm to 3 USC dearer.
Secondaries - D2 fetched 4-10USC easier on last but balance secondaries were taken out.

Courtesy - TEA BROKERS CENTRAL AFRICA LIMITED

KOLKATA AUCTION

04TH/05TH JUNE 2024 (SALE NO. 23)

Good demand. Improved brighter liquoring Assams are keenly competed for and are selling at dearer levels. Remainder are selling at firm levels. Western India - Active, HUL - Active Exporters - Active. TCPL - Some enquiry. Based on ATB/PAR (1st session) Catalogue.

Courtesy - ASSOCIATED BROKERS PVT. LTD.

GUWAHATI AUCTION

04TH JUNE 2024 (SALE NO. 23)

Good demand. Good and best Assams steady at around last levels. Better medium Assams firm. Remainder irregular in line following quality. (PTM running at 85%) HUL / TCPL / Western India / Internal operating. Exporters silent so far.

Courtesy - ASSOCIATED BROKERS PVT. LTD.

COCHIN AUCTION

04TH JUNE 2024 (SALE NO. 23)

CTC DUST

DEMAND: STRONG (93% SOLD)

MARKET: High priced teas barely steady to tending easier by re.1/- to rs.2/-. Medium and plainer teas firm to sometimes dearer.

BUYING PATTERN AVT active on good liquoring teas. Devgiri tea & produce lent useful support. Improved demand noticed from major packeteer (hul). Other major packeteer (tcpl), parison and indcoserve lent fair support along with kerala loose tea traders. Upcountry buyers active. Exporters operated at bottom of the market and covered nominal quantity. All blenders together absorbed 63% of the total ctc quantity sold.

ORTHODOX DUST

DEMAND: GOOD (100% SOLD)

MARKET: Primary grades steady, while secondary showed a decline

BUYING PATTERN: Exporters and upcountry buyers absorbed the small quantity of orthodox dust sold.

Courtesy - FORBES, EWART & FIGGIS PVT. LTD